

# **Seller Message Outreach**

## System Usability Scale (Sellers)

# Scope of Research

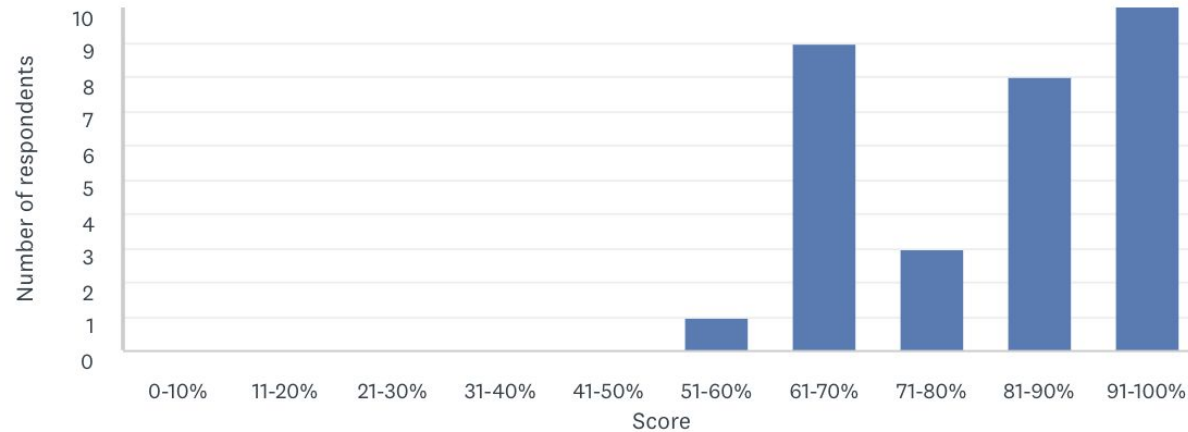
- ❑ Survey using UserTesting & SurveyMonkey
- ❑ 10 system usability questions
- ❑ 31 total responses from sellers
- ❑ Survey Link  
[https://www.surveymonkey.com/results/SM-VDU\\_2BmYQarTxTDJWwBqjlQQ\\_3D\\_3D/](https://www.surveymonkey.com/results/SM-VDU_2BmYQarTxTDJWwBqjlQQ_3D_3D/)

# System Usability: overall score

## Quiz Summary

AVERAGE SCORE

**83% • 33/40 PTS**



### STATISTICS

Lowest Score  
60%

Median  
88%

Highest Score  
100%

Mean: 83%

Standard Deviation: 13%

# System Usability: question scores

## Question Ranking

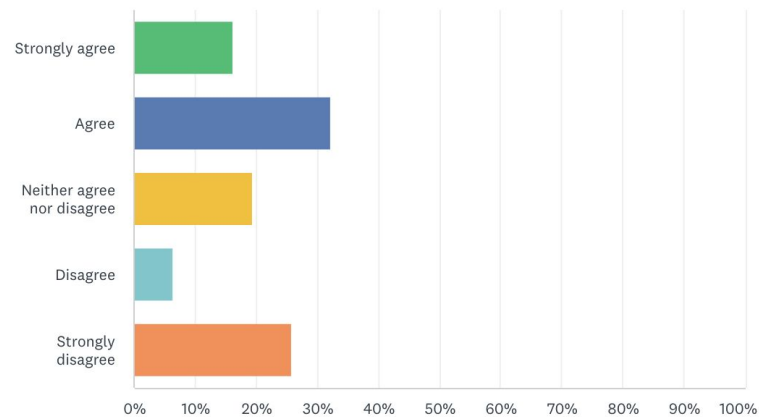
QUESTIONS (10)	DIFFICULTY	AVERAGE SCORE
Q1 I think that I would like to use this feature frequently	1	52%
Q5 I found the various functions in this feature well integrated.	2	80%
Q2 I found this feature unnecessarily complex.	3	81%
Q8 I found this feature very cumbersome to use.	3	81%
Q6 I thought there was too much inconsistency in this feature.	5	84%
Q7 I would imagine that most people would learn to use this feature very quickly.	6	85%
Q10 I needed to learn a lot of things before I could get going with this feature.	7	88%
Q9 I felt very confident using this feature.	7	88%
Q3 I thought this feature was easy to use.	9	91%
Q4 I think that I would need the support of a technical person to be able to use this feature.	10	94%

# 48% of participants would use this feature frequently.

Q1

I think that I would like to use this feature frequently

Answered: 31 Skipped: 0



## QUIZ STATISTICS

Percent Correct 16%	Average Score 2.1/4.0 (52%)	Standard Deviation 1.46	Difficulty 1/10
------------------------	--------------------------------	----------------------------	--------------------

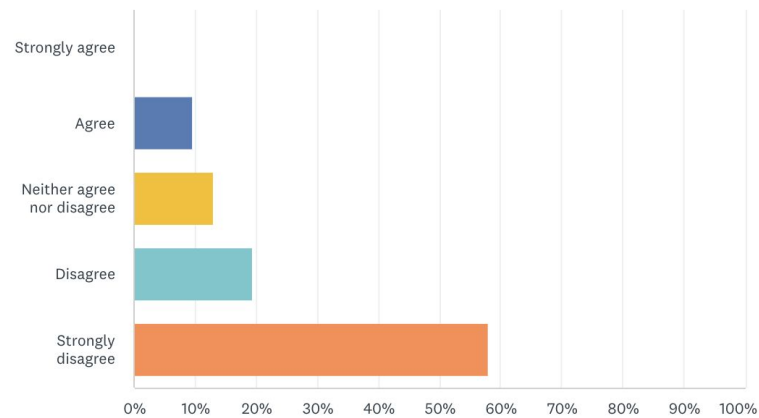
ANSWER CHOICES	SCORE	RESPONSES
✓ Strongly agree	4/4	16.13% 5
Agree	3/4	32.26% 10
Neither agree nor disagree	2/4	19.35% 6
Disagree	1/4	6.45% 2
Strongly disagree	0/4	25.81% 8
<b>TOTAL</b>		<b>31</b>

# 10% of participants found this feature complex.

Q2

I found this feature unnecessarily complex.

Answered: 31 Skipped: 0



## QUIZ STATISTICS

Percent Correct	Average Score	Standard Deviation	Difficulty
58%	3.3/4.0 (81%)	1.03	3/10

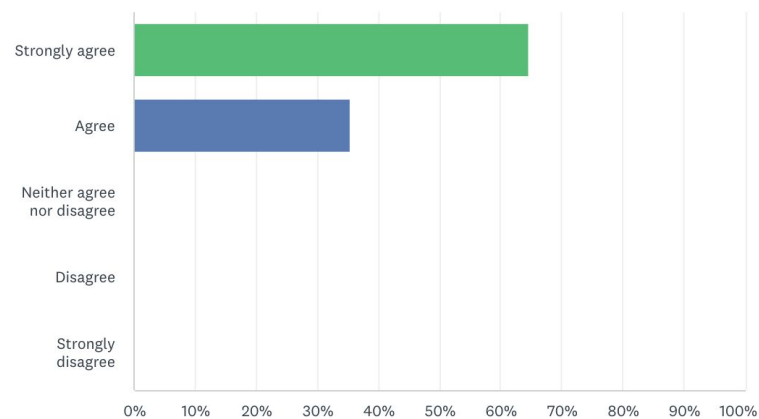
ANSWER CHOICES	SCORE	RESPONSES
Strongly agree	0/4	0.00% 0
Agree	1/4	9.68% 3
Neither agree nor disagree	2/4	12.90% 4
Disagree	3/4	19.35% 6
✓ Strongly disagree	4/4	58.06% 18
<b>TOTAL</b>		<b>31</b>

# 100% of participants thought this feature was easy to use.

Q3

I thought this feature was easy to use.

Answered: 31 Skipped: 0



## QUIZ STATISTICS

Percent Correct	Average Score	Standard Deviation	Difficulty
65%	3.6/4.0 (91%)	0.49	9/10

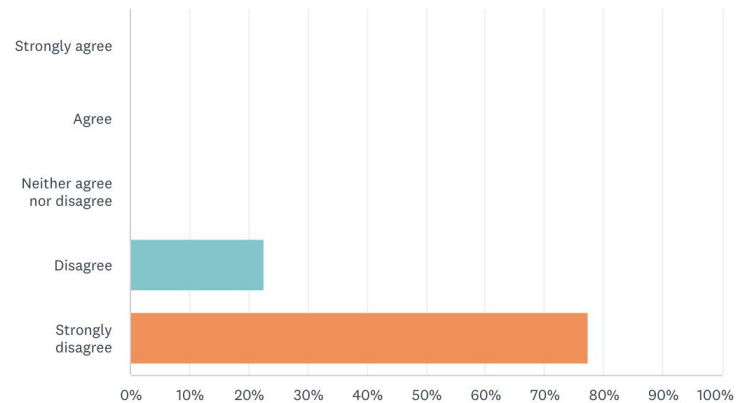
ANSWER CHOICES	SCORE	RESPONSES
✓ Strongly agree	4/4	64.52% 20
Agree	3/4	35.48% 11
Neither agree nor disagree	2/4	0.00% 0
Disagree	1/4	0.00% 0
Strongly disagree	0/4	0.00% 0
TOTAL		31

# 100% of participants did not need technical assistance.

Q4

I think that I would need the support of a technical person to be able to use this feature.

Answered: 31 Skipped: 0



## QUIZ STATISTICS

Percent Correct	Average Score	Standard Deviation	Difficulty
77%	3.8/4.0 (94%)	0.43	10/10

ANSWER CHOICES	SCORE	RESPONSES
Strongly agree	0/4	0.00% 0
Agree	1/4	0.00% 0
Neither agree nor disagree	2/4	0.00% 0
Disagree	3/4	22.58% 7
✓ Strongly disagree	4/4	77.42% 24
<b>TOTAL</b>		<b>31</b>

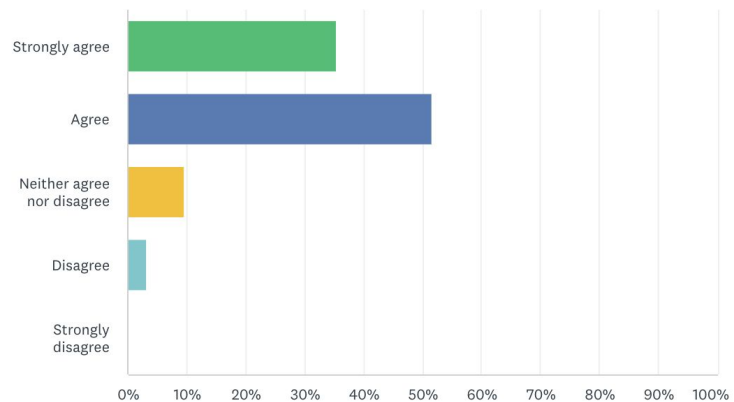


# 87% of participants found the feature well integrated.

Q5

I found the various functions in this feature well integrated.

Answered: 31 Skipped: 0



## QUIZ STATISTICS

Percent Correct	Average Score	Standard Deviation	Difficulty
35%	3.2/4.0 (80%)	0.75	2/10

ANSWER CHOICES	SCORE	RESPONSES
✓ Strongly agree	4/4	35.48% 11
Agree	3/4	51.61% 16
Neither agree nor disagree	2/4	9.68% 3
Disagree	1/4	3.23% 1
Strongly disagree	0/4	0.00% 0
<b>TOTAL</b>		<b>31</b>

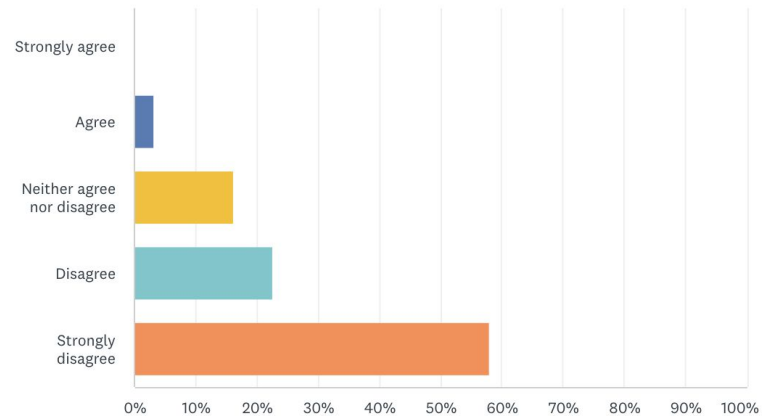
# 3% of participants thought there were inconsistencies.

Q6



I thought there was too much inconsistency in this feature.

Answered: 31 Skipped: 0



## QUIZ STATISTICS

Percent Correct	Average Score	Standard Deviation	Difficulty
58%	3.4/4.0 (84%)	0.88	5/10

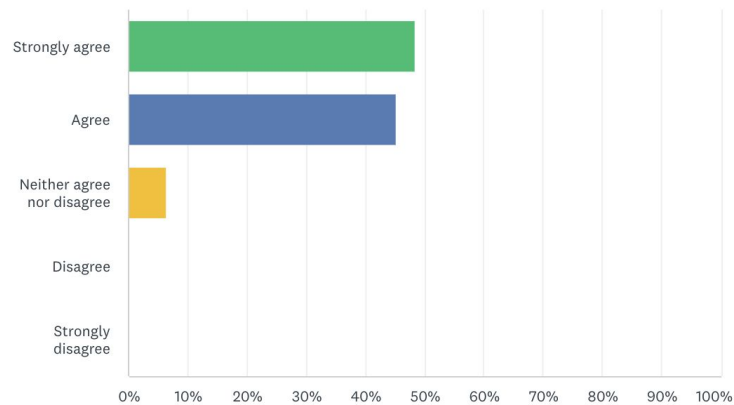
ANSWER CHOICES	SCORE	RESPONSES
Strongly agree	0/4	0.00% 0
Agree	1/4	3.23% 1
Neither agree nor disagree	2/4	16.13% 5
Disagree	3/4	22.58% 7
✓ Strongly disagree	4/4	58.06% 18
<b>TOTAL</b>		<b>31</b>

# 94% of participants found the feature quick to learn.

Q7

I would imagine that most people would learn to use this feature very quickly.

Answered: 31 Skipped: 0



## QUIZ STATISTICS

Percent Correct	Average Score	Standard Deviation	Difficulty
48%	3.4/4.0 (85%)	0.62	6/10

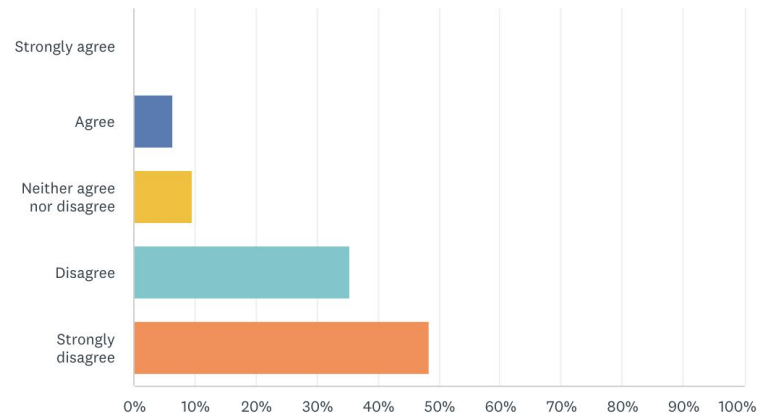
ANSWER CHOICES	SCORE	RESPONSES
✓ Strongly agree	4/4	48.39% 15
Agree	3/4	45.16% 14
Neither agree nor disagree	2/4	6.45% 2
Disagree	1/4	0.00% 0
Strongly disagree	0/4	0.00% 0
<b>TOTAL</b>		<b>31</b>

# 6% of participants found this feature cumbersome to use.

Q8

I found this feature very cumbersome to use.

Answered: 31 Skipped: 0



## QUIZ STATISTICS

Percent Correct	Average Score	Standard Deviation	Difficulty
48%	3.3/4.0 (81%)	0.89	3/10

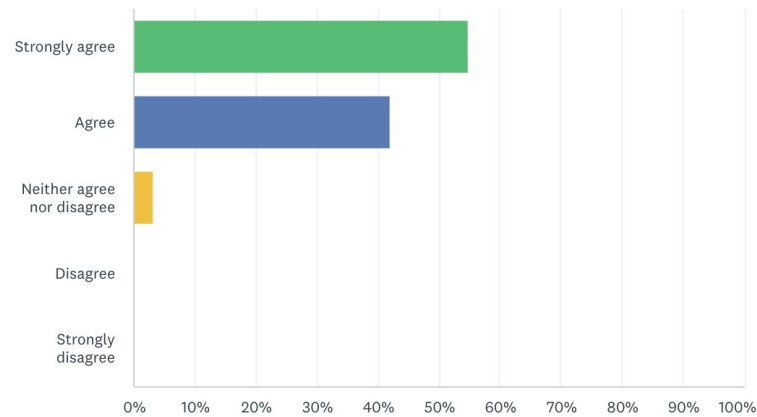
ANSWER CHOICES	SCORE	RESPONSES
Strongly agree	0/4	0.00% 0
Agree	1/4	6.45% 2
Neither agree nor disagree	2/4	9.68% 3
Disagree	3/4	35.48% 11
✓ Strongly disagree	4/4	48.39% 15
<b>TOTAL</b>		<b>31</b>

# 97% of participants felt confident using this feature.

Q9

I felt very confident using this feature.

Answered: 31 Skipped: 0



## QUIZ STATISTICS

Percent Correct	Average Score	Standard Deviation	Difficulty
55%	3.5/4.0 (88%)	0.57	7/10

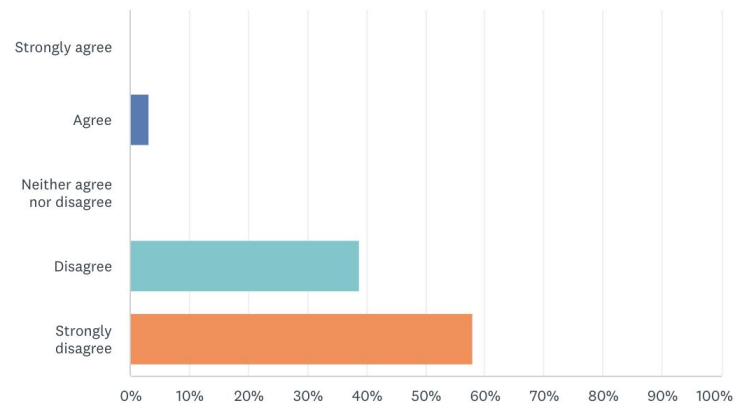
ANSWER CHOICES	SCORE	RESPONSES
✓ Strongly agree	4/4	54.84% 17
Agree	3/4	41.94% 13
Neither agree nor disagree	2/4	3.23% 1
Disagree	1/4	0.00% 0
Strongly disagree	0/4	0.00% 0
<b>TOTAL</b>		<b>31</b>

# 97% of participants found the feature easy to learn.

Q10

I needed to learn a lot of things before I could get going with this feature.

Answered: 31 Skipped: 0



## QUIZ STATISTICS

Percent Correct	Average Score	Standard Deviation	Difficulty
58%	3.5/4.0 (88%)	0.68	7/10

ANSWER CHOICES	SCORE	RESPONSES
Strongly agree	0/4	0.00% 0
Agree	1/4	3.23% 1
Neither agree nor disagree	2/4	0.00% 0
Disagree	3/4	38.71% 12
✓ Strongly disagree	4/4	58.06% 18
TOTAL		31

# Thank you

I thank you

I thank you

I thank you

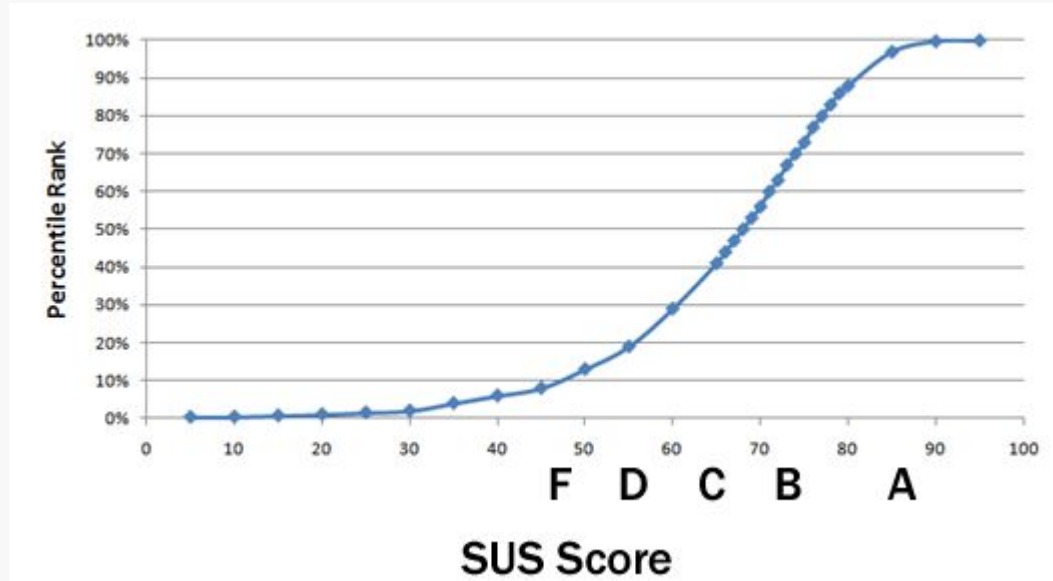
I thank you

I thank you

# Appendix



# The System Usability Scale



**A SUS score above a 68 would be considered above average and anything below 68 is below average.**

Scoring above an 80.3 to get an A (the top 10% of scores); is the point where users are more likely to be recommending the product to a friend.

## SUS Questions

1. I think that I would like to use this system frequently.
2. I found the system unnecessarily complex.
3. I thought the system was easy to use.
4. I think that I would need the support of a technical person to be able to use this system.
5. I found the various functions in this system were well integrated.
6. I thought there was too much inconsistency in this system.
7. I would imagine that most people would learn to use this system very quickly.
8. I found the system very cumbersome to use.
9. I felt very confident using the system.
10. I needed to learn a lot of things before I could get going with this system.

kijiji™